

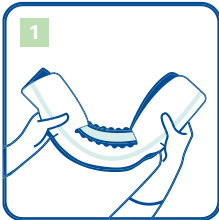
MoliCare® Premium Form

Fitting guide: Large Shaped Pads

HARTMANN



Standing Position



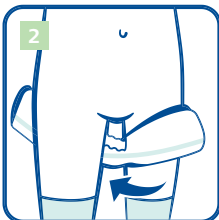
- Choose close-fitting **MoliCare® Premium Fixpants** (measure waist and hip and use the largest measurement) or suitable equivalent.
- Remove pads from packaging at least 1/2 hour before usage to allow product to breath and fluff-up for comfort and optimum absorption.
- Hold the pad at each end and gently fold it lengthways along the wetness indicator ensuring the cuffs are angled upwards. This activates the inner cuffs and creates an anatomical 'cupped' shape for fitting.
- The smaller absorbent area of **MoliCare® Premium Form** should be positioned at the front of the body. However the wider end may be positioned to the front for men, to achieve a wider absorbency area.

Lying Position



Standing Position

Pull **MoliCare® Premium Fixpants** as high up between the legs as possible, rolling the waist-band downwards at the same time to form a platform.



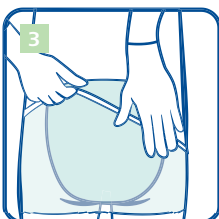
- Keep **MoliCare® Premium Form** cupped and insert between the thighs from the front, with the absorbent and completely white surface next to the skin and the larger area for containment at the back.
- It is important to unfold the **MoliCare® Premium Form** completely at the rear.
- The wetness indicator should be in line with the spine.

Lying Position

Turn patient on their side if they are in a lying position and pull down one side of the **MoliCare® Premium Fixpants** as much as possible.



Standing Position



Pull **MoliCare® Premium Fixpants** right up at the back, then carefully unfold the front absorbent area and pull up the Fixpants at the front.



Pull **MoliCare® Premium Fixpants** up as much as possible, turn patient onto their back and pull the Fixpants over the patient's hips after unfolding the front absorbent area.

- Ensure that the textile backing is not folded and check that the **MoliCare® Premium Fixpants** and the pad fit snugly.
- Ensure the leg openings are comfortably positioned and are not pinching the skin.

MoliCare® Premium Form

- Large pads for urine and faecal incontinence recommended for use with **MoliCare® Premium Fixpants**.



For moderate to very severe incontinence.



Code	Absorbency Level	Working Capacity	Pack Quantity	Case Quantity
168 118	● 3 drops - normal	470ml	28	4
168 018	● 4 drops - normal plus	550ml	28	4
168 218	● 5 drops - extra	720ml	28	4
168 318	● 6 drops - extra plus	960ml	28	4
168 818	● 6 drops (for men)	1000ml	28	4
168 718	● 7 drops - super	1110ml	28	4
168 918	● 8 drops - super plus	1360ml	28	4

MoliCare® Premium Fixpants

- Unisex fixation pants to ensure a safe and hygienic fixation.
- Skin-friendly, air active material and the cross-elasticised threads ensure high wearing comfort.
- Can be washed up to 50 times.



Code	Type	Size	Waist/Hip Measurement	Pack Quantity	Case Quantity
947 795	Long Leg	Small	45-80cm	60	5
947 796	Long Leg	Medium	60-100cm	40	5
947 797	Long Leg	Large	80-120cm	40	5
947 798	Long Leg	X Large	100-160cm	40	5
947 799	Long Leg	XX Large	140-180cm	40	5
947 815	Long Leg	XXX Large	160-200cm	40	5
947 759	Short Leg	Small	45-80cm	60	5
947 760	Short Leg	Medium	60-100cm	60	5
947 761	Short Leg	Large	80-120cm	60	5
947 762	Short Leg	X Large	100-160cm	60	5

MoliCare® Fixpants

- Unisex fixation pants with light and soft structure for added comfort.
- Can be washed up to 15 times.



Code	Type	Size	Waist/Hip Measurement	Pack Quantity	Case Quantity
947 763	Long Leg	Medium	60-100cm	60	5
947 764	Long Leg	Large	80-120cm	60	5
947 765	Long Leg	X Large	100-160cm	60	5
947 766	Long Leg	XX Large	140-180cm	60	5
947 745	Short Leg	Medium	60-100cm	100	4
947 748	Short Leg	Large	80-120cm	100	3
947 750	Short Leg	X Large	100-160cm	100	3

To order additional products, go to www.hartmann-direct.co.uk or call 0800 028 9490