

Zetuvit® Plus



An observational study of a superabsorbent polymer dressing evaluated by clinicians and patients

Journal of Wound Care 2018; 27(2); 91-102

Barrett S., Chadwick P., Haycocks S., Rippon M., Stephen-Haynes J., Simm S.

Introduction

- Wound exudate is an important component of the wound healing process.
- Effective wound exudate control is needed to prevent exudate leakage, maceration, malodour, staining of clothes and periwound skin damage.
- Removal of excessive amounts of wound exudate also supports wound healing, by preventing tissue damage caused by elevated levels of components, involved in tissue degradation (e.g. MMPs) found in chronic wound exudate.
- Higher levels of exudate require more frequent dressing-changes and therefore increase treatment cost.
- Superabsorbent polymer (SAP) dressings have been developed to cope with extra-fluid which cannot be handled by standard dressings (e.g. foam-dressings).

Aims

- To investigate the ability of a superabsorbent polymer dressing (Zetuvit® Plus) to manage exudate in medium-to-high exuding wounds of various aetiologies.
- To investigate potential cost-savings by switching from previous used dressings to the superabsorbent polymer dressing (Zetuvit® Plus) with higher absorption capacity.

Methods

- Open, non-comparative and multi-centre investigation including 50 patients with exuding wounds of all diagnosis.
- Each patient was assessed for at least two weeks or a minimum of four dressing changes.
- The primary endpoint was the exudate-management capabilities of the SAP-dressing and its impact on the periwound skin.
- For the cost analysis the two-week period immediately before and the two-week period during treatment with SAP-dressing was used (random subgroup of 10 patients).

Results

Epidemiology and past treatments:

- The majority of the patients included had chronic wounds that have been lasted for several years (venous leg ulcers 29%, pressure ulcers 22%, diabetic foot ulcers 8%).
- The wounds presented a wide range of levels, type and viscosity of exudate, one third of patients had high level of exudate while two thirds possessed moderate levels.
- The four most common used dressing categories before patient inclusion into the study were foams (24%), antimicrobials (21%), alginates (13%) and gels (13%).

Clinical results and questionnaire responses on dressing performance:

- The primary endpoint to show the excellent fluid-handling capacity of Zetuvit® Plus was confirmed as the clinicians rated the exudate management as very good (84%) or good (14%).
- Positive improvements in the condition of the periwound skin were observed (e.g. a 65% decrease in the number of patients showing maceration) and the overall questionnaire responses rated the product overwhelmingly as excellent or good in most categories.

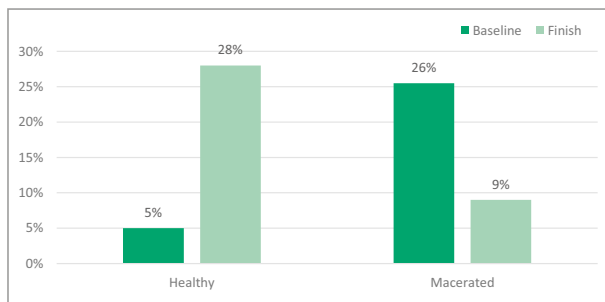


Figure 1: Changes in Periwound skin condition

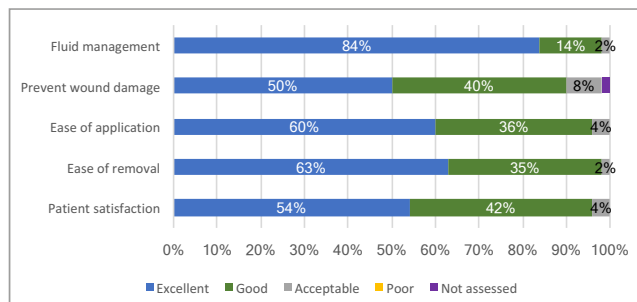


Figure 2: Questionnaire responses

- Zetuvit® Plus was used under compression bandages with no adverse reaction and without a reduction in effectiveness.
- Benefits reported directly by patients were fluid management capabilities (excellent or good from 98% of all patients) and high patient comfort (excellent or good in 96%). Patients also mentioned no soiling of clothes or footwear and less pain during dressing changes as additional benefits.
- Furthermore, there was a trajectory of healing with a trend towards a reduction in wound size of about 25% and a positive change in the levels of devitalized tissue and healthy granulation tissue.

Cost comparison analysis:

- Changing treatment to Zetuvit® Plus led to overall cost savings of 47% compared to previous treatment regime. The reason behind these savings were a decrease in the mean dressing change frequency from 6 per week to 2.7 per week.

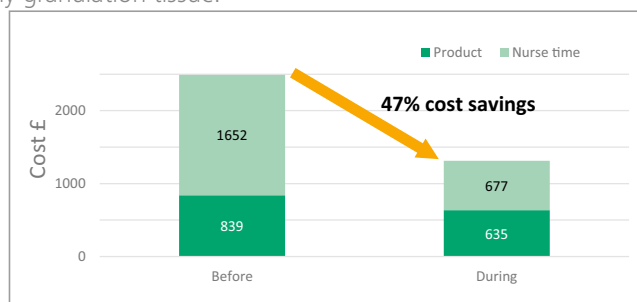


Figure 3: Costs comparison before and during treatment

Conclusion

- Zetuvit® Plus achieved the primary objective relating to wound exudate management in all the assessments undertaken therefore demonstrating its excellent fluid handling capacity.
- In doing so, Zetuvit® Plus supported healing, reduced damage to periwound skin and increased patient-reported positive outcomes.
- The cost analysis of treatment with Zetuvit® Plus showed savings of 47% when compared to previous therapy regimes.

Product	Size	Product Code	PIP Code	NCP Code	Pack Size
Zetuvit® Plus	10 x 10 cm	413710	3567351	EME046	10
	10 x 20 cm	413711	3567385	EME047	10
	15 x 20 cm	413712	3567369	EME048	10
	20 x 25 cm	413713	3567393	EME049	10
	20 x 40 cm	413715	3567377	EME128	10

HARTMANN UK & Ireland
 Unit P2 Parklands, Heywood
 Distribution Park, Pilsworth Road,
 Heywood OL10 2TT

UK: +44 (0) 1706 363200
 Ireland: +353 (0) 1800 937766
 Email: info@uk.hartmann.info
 www.hartmann.co.uk
 www.hartmanndirect.co.uk

This summary has been prepared by PAUL HARTMANN UKI and its sole purpose is to support healthcare professionals only. It does not include the full text of the original article and PAUL HARTMANN UKI makes no representation as to its completeness in detailing all content of the article on which it is based.